





a PERIODIC TABLE of Bloom's Digital Taxonomy Activities

De Describing							Blg Blogging				
Li Listing	Bo Bookmarking	 Remembering  Analyzing					Mnd Mind Mapping	Ar Arguing	Crq Critiquing	Clb Collaborating	Flm Filming
Lo Locating	Ne Networking	 Understanding  Evaluating					Ad Advertising	Cnv Convincing	Mod Moderating	Dsg Designing	Inv Inventing
Hi Highlighting	Su Summarizing	Com Commenting	Jo Journalling	Ac Acting Out	IL Illustrating	Exa Examining	PL Planning	Va Validating	Edt Editorializing	Mfy Modifying	Pdc Podcasting
Re Recalling	Pa Paraphrasing	Ou Outlining	Exp Explaining	Ed Editing	In Interviewing	Ap Appraising	Ma Mashing	Rcm Recommending	Rfl Reflecting	Pb Publishing	Rpy Roleplaying
Fa Favouriting	Cmp Comparing	Pe Predicting	Up Uploading	Sh Sharing	Pr Proofreading	Su Surveying	Dec Deconstructing	Rep Reporting	Gr Grading	Vbg Video Blogging	Wk Wiki Building
Se Bulleting	Ds Demonstrating	Id Identifying	Exp Explaining	Con Constructing	Ar Articulating	Ded Deducing	Ctg Categorizing	Li Linking	Rt Ratiing	Hy Hypothesizing	Prd Producing

REMEMBERING

1. Describe the best memory you have from a recent summer vacation, or a day you had at school.
2. List the 5 most important traits that you feel make a great _____ and discuss them with the class.
3. Use a tool like Evernote or Pinterest and bookmark your choices for the 5 best online websites for finding _____.
4. Locate 10 online sources that offer “public domain” or “open source” images for use in school projects.
5. Highlight keywords and phrases in a block of writing and discuss their significance to the text.
6. Create a networking page for your team members via social media and add everyone to the page.
7. Use flashcards to incorporate simple word or image recall exercises into a lesson.
8. Favourite 5 videos, posts, or images from a website or social network you use every day, and say something about each one.
9. Create your own Top 10 lists of topics that interest you or that you want to learn more about.

UNDERSTANDING

1. Use Twitter to summarize an event or a subject-specific concept in 140 characters or less.
2. Find 5 videos you like on YouTube and leave some constructive comments for the creator/publisher.
3. Keep a paper-based or online journal and write in it every day about the things that matter to you.
4. Paraphrase a recent news article or blog piece and its main message in a few short sentences.
5. Create an outline for writing an article on a topic of your choice.
6. Explain _____ as though you were talking to someone who had never seen or heard of it before.
7. Compare school routines for students between 3 countries of your choice and record your findings.
8. Predict what the state of _____ will be 5 to 10 years from now.
9. Give a class demonstration or show-and-tell on a hobby or an interest that you have.
10. Identify 5 unique ways that you could beautify your school or classroom.

APPLYING

1. Act out a moment in history or a scene from a play or novel, and discuss it with the class afterward.
2. Illustrate fully in a sketch or a diagram all of the steps involved in _____.
3. Examine locations using Google Maps or Google Earth and tag hotspots and areas of interest.
4. Collaboratively edit a team document using an online program such as Google Docs.
5. Set up and record a video interview using Skype with a local professional you are accessing for help on a project.
6. Create a class YouTube channel and upload/curate student-made videos.
7. Build a Pinterest board for sharing ideas for projects and things that you find interesting personally.
8. Buddy up with someone and take turns proofreading each other’s work and making suggestions for edits.
9. Explain a learning concept or topic to a classmate who is having difficulty understanding it.
10. Construct a diorama representing your favourite scene in a book, play, or film.
11. Articulate verbally or in writing the sensation of _____ as if you are experiencing it for the first time.

ANALYZING

1. Create a mind map that details the direction and elements of your group's next project.
2. Creatively advertise for a big event coming up at your school in a way that will appeal to the school community.
3. Plan a school fundraising event for a local charity that needs support.
4. Get into groups and perform an honest and constructive appraisal of a piece of writing each person has done.
5. Develop a mash-up of several data sources focusing on _____ into a single readable resource.
6. Build an online survey to collect and analyze students' thoughts about _____.
7. Deconstruct a method used to _____ and explain each stage in broader detail.
8. Create a spreadsheet report that compares 5 different kinds of _____ and that determines the pros and cons of each one.
9. Write and practice answering deductive reasoning questions with a classmate, or search for some online to use.
10. Practice categorizing research for your next project using spreadsheets or an online program such as Trello.
11. Establish and build links within and outside of documents and web pages for a research project.

EVALUATING

1. Pick a partner and take opposing stands on an issue, and create sound arguments to support your personal views.
2. Write a critique of a school play production, or a movie or book you've experienced for the first time.
3. Write or verbally present a convincing argument for _____.
4. Host an in-class debate and act as moderator between the opposing sides.
5. Choose 5 sources of information on _____ and validate each one, recording your findings.
6. Collect and moderate opinions and comments in your school paper rather than just reporting news.
7. Write a recommendation to the school administration board for how to improve _____.
8. Reflect on a personal experience you had with _____ either in writing or verbally.
9. Perform a grading of assignments that have been shared with you by other members of your group.
10. Conduct a survey of how 3 different _____ are rated among students and publish your findings.
11. Develop a hypothesis about what you feel will happen with _____ a year from now.

CREATING

1. Create and publish a blog on your favourite topic. Research and contribute to it weekly.
2. Collaborate with a few friends on a new design for _____ in the school, and justify the changes.
3. Write and film a student-produced documentary on the subject of _____.
4. Design a new look for the school's website, or build one if it doesn't have one.
5. Invent a new method for _____ and map out the design process for it.
6. Develop a modification for _____ and document the process, justifying the improvement.
7. Record and host a podcast that features topics of interest to the student body.
8. Create and publish a weekly school newsletter.
9. Recreate a performed scene or scenario about _____ with group members in specific roles.
10. Record and upload video blog episodes to YouTube on subjects of your choice.
11. Build an online wiki for assisting other students with school subjects you are good at.
12. Act as a production team for the next school play or other publicized event.